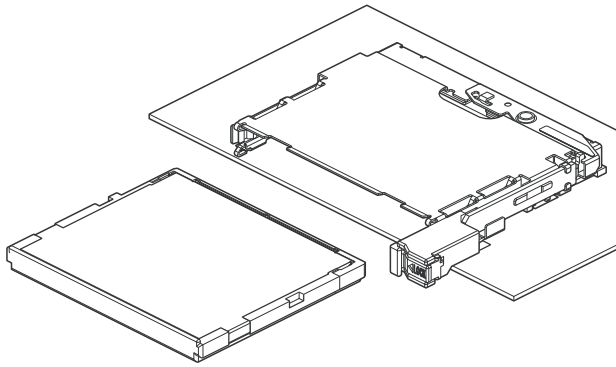




CFF CONNECTOR

1.27mm pitch/Connector for CFast™ Card Standard



This is the connector for CFast™ Card complying with CFast™ Specification.

- ***Compliant with CFast™ Card Standard***
- ***Stable transmission characteristic***
- ***Card connector with GND spring***
- ***Ejector with slide lock***

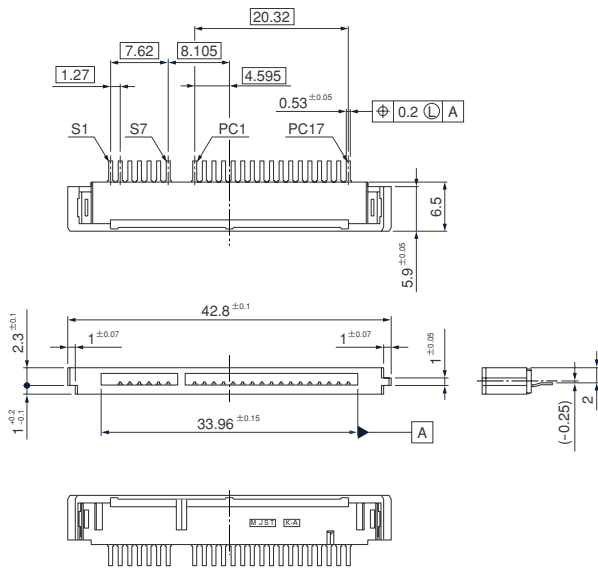
Specifications

- Temperature range: -40°C to +85°C
(including temperature rise in applying electrical current)
 - Contact resistance: Initial value/ 30 mΩ max.
After environmental tests/ 15 mΩ max.
(variation from initial value)
 - Insulation resistance: 1,000 MΩ min. 500 VDC
 - Withstanding voltage: 500 VAC/minute
 - Durability: 10,000 cycles
- * Refer to "General Instruction and Notice when using Terminals and Connectors" at the end of this catalog.
* Contact JST for details.
* Compliant with RoHS.

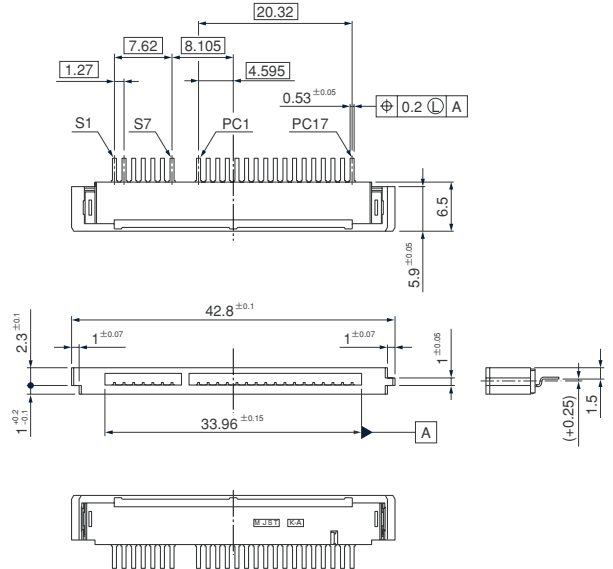
CFF CONNECTOR

Card connector

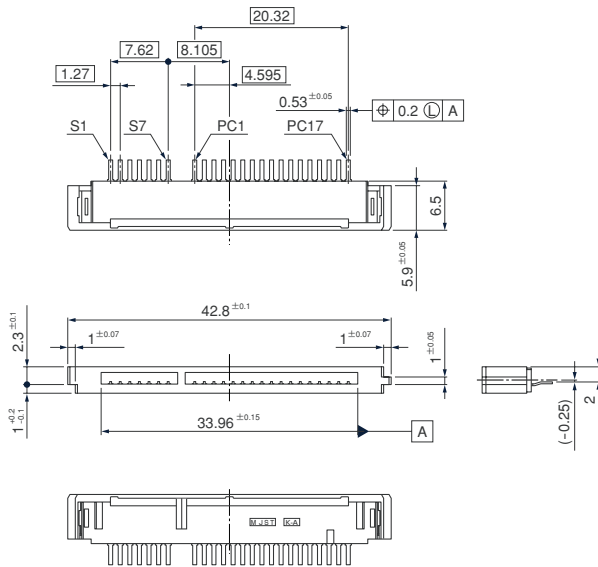
Offset -0.25mm (With GND spring)



Offset +0.25mm (With GND spring)



Offset -0.25mm (Without GND spring)

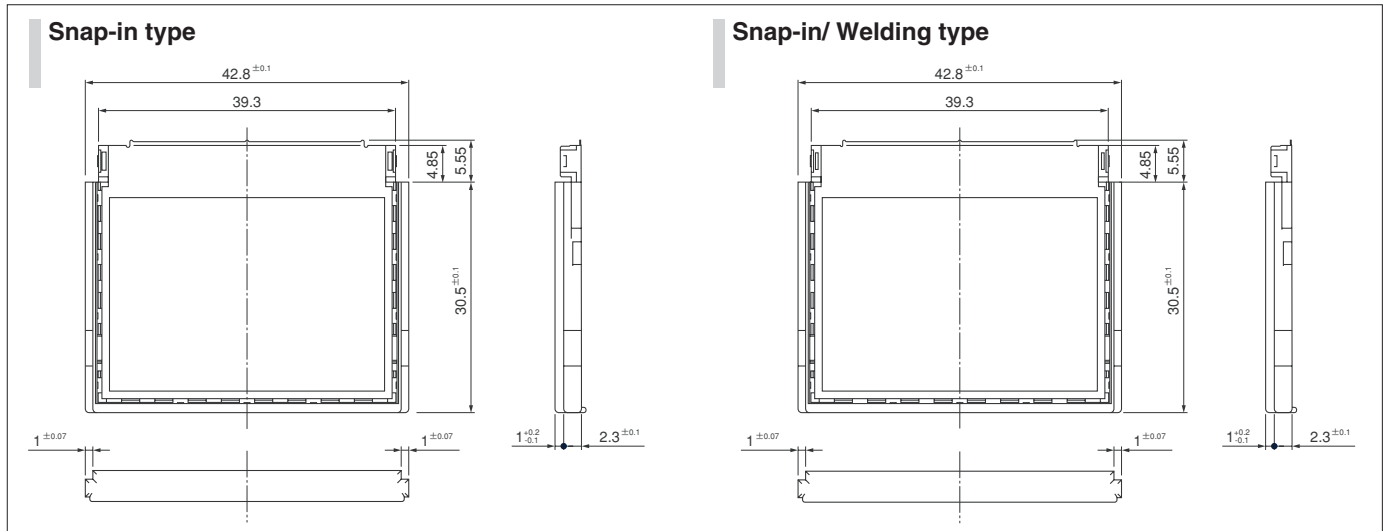


Circuits	Offset dimension	GND spring	Model No.	Q'ty / reel	Material and Finish
24	-0.25mm	With	CFF-CC24S-1521-GB25T	1,500	Contact: Copper alloy, nickel-undercoated, Mating part; gold-plated Solder tail; tin-plated (reflow treatment)
		Without	CFF-CC24S-1521-NB25T	1,500	Grounding spring: Copper alloy, nickel-undercoated, Mating part; gold-plated
	+0.25mm	With	CFF-CC24S-1521-GT25T	1,500	Housing: Plastic, UL94V-0, black

RoHS compliance This product displays (LF)(SN) on a label.

CFF CONNECTOR

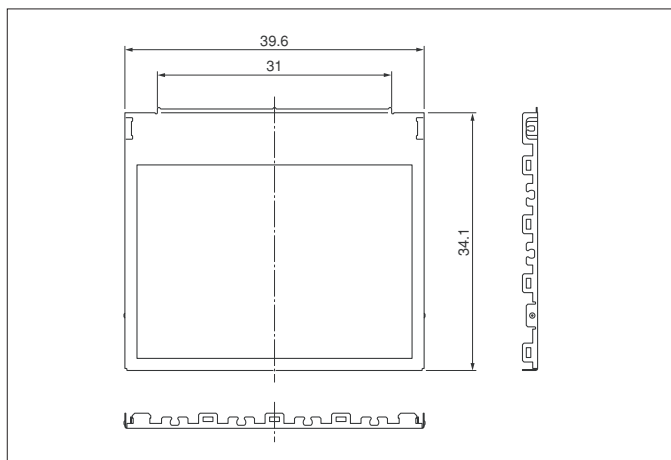
Top cover for Type I card



Type	Model No.	Q'ty / box	Material
Snap-in type	CFF-FT1S-11FM	1,344	Top cover : Stainless steel, Insulated film: PET Frame: Plastic, UL94V-0, black
Snap-in/ Welding type	CFF-FT1U-11FM		

RoHS compliance

Bottom cover

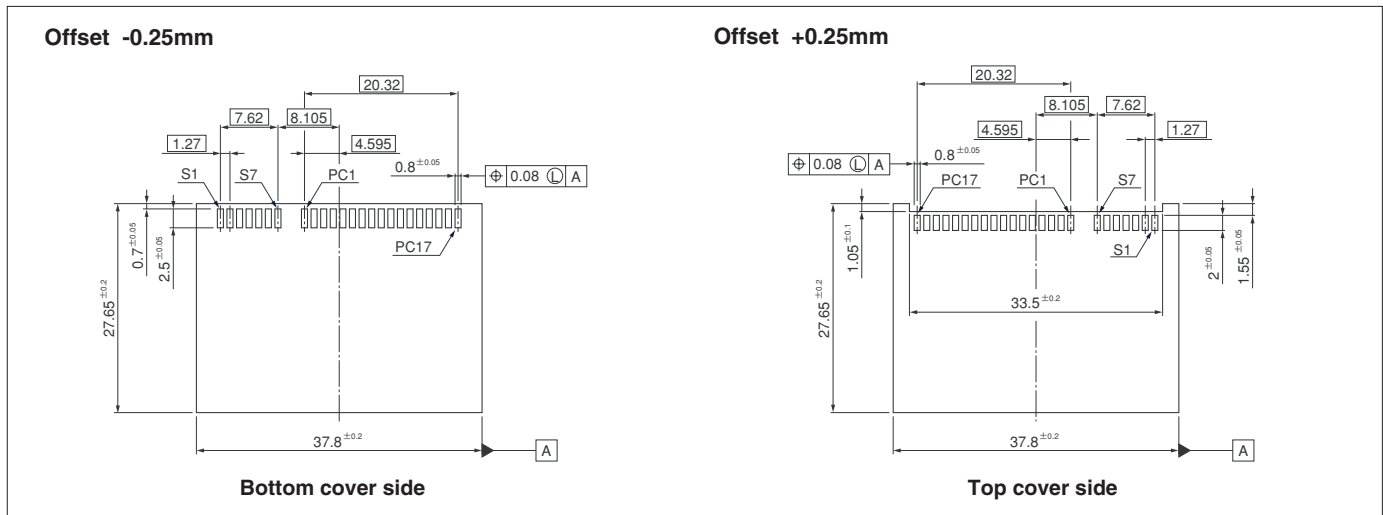


Circuits	Model No.	Q'ty / box
Snap-in type	CFF-FBU-12FM	1,344
Snap-in/ Welding type		

Material
Top cover : Stainless steel Insulated film: PET

RoHS compliance

Card connector PC board layout

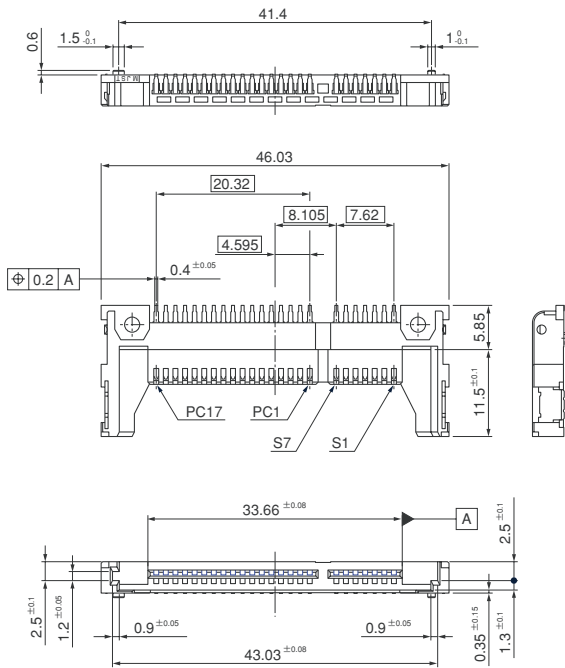


CFF CONNECTOR

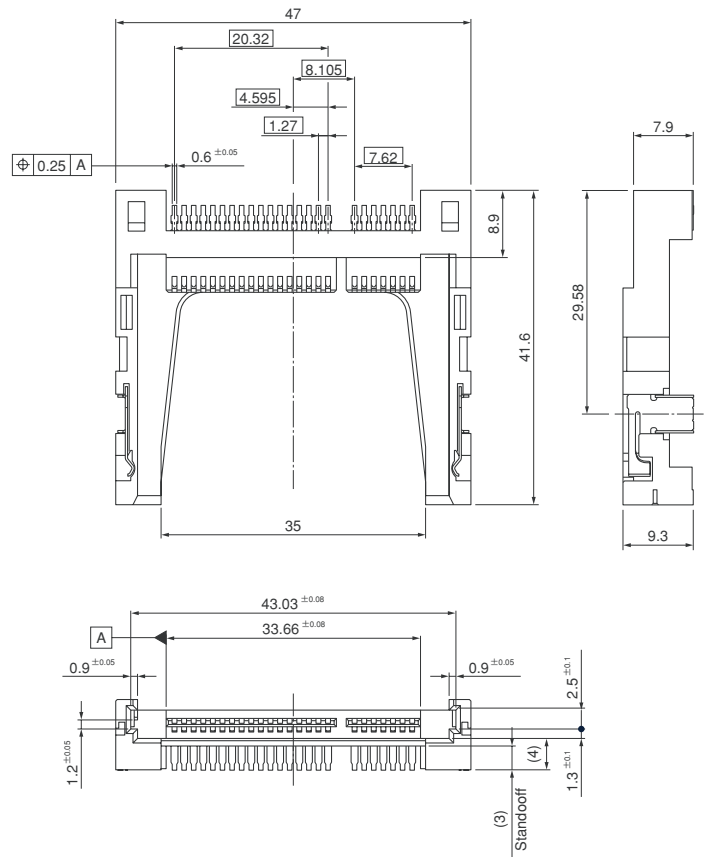
Host connector

Normal type

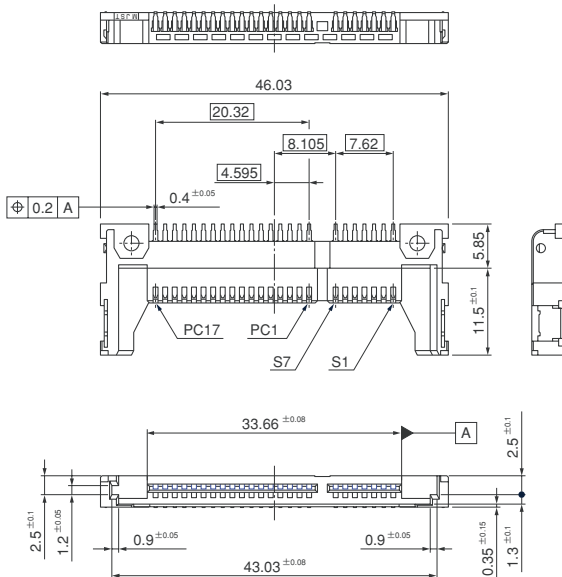
Standoff 0mm (With boss)



Standoff 3mm (Without boss)



Standoff 0mm (Without boss)



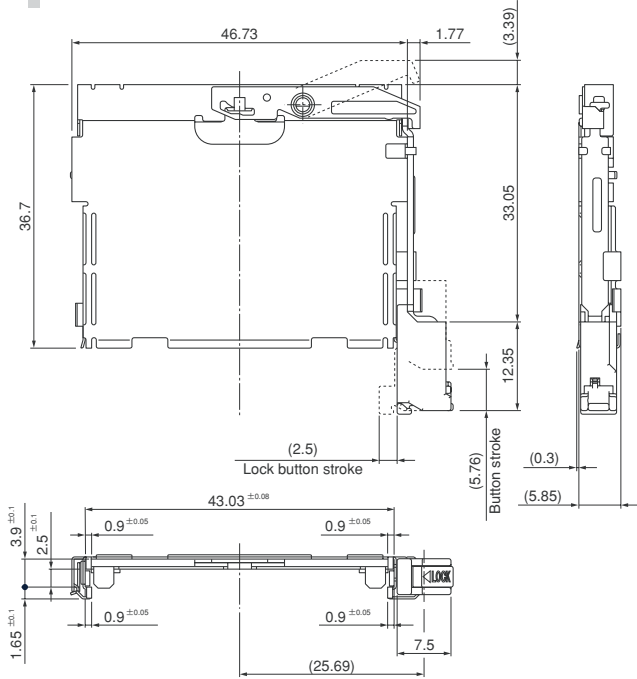
Circuits	Standoff	Boss	Model No.	Q'ty	Material and Finish
24	0mm	With	CFF-HC24S-S352-N120T	700 (reel)	Contact: Copper alloy, nickel-undercoated, Mating part: gold-plated Solder tail: tin-plated (reflow treatment) Reinforcing: Copper alloy, nickel-undercoated, tin-plated (reflow treatment) Housing: Plastic, UL94V-0, black
		With	CFF-HC24S-S352-N120T1	100 (reel)	
	Without	CFF-HC24S-S352-N130T	700 (reel)		
	3mm	Without	CFF-HC24SG-S352-N133A	480 (box)	
		Without	CFF-HC24SG-S352-N133AR1	75 (box)	

RoHS compliance This product displays (LF)(SN) on a label.

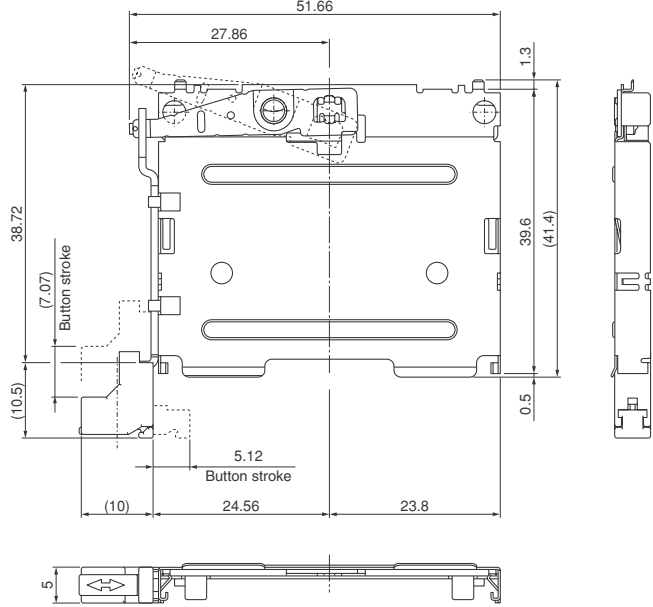
CFF CONNECTOR

Ejector

Normal type Standoff 0mm



Standoff 3mm

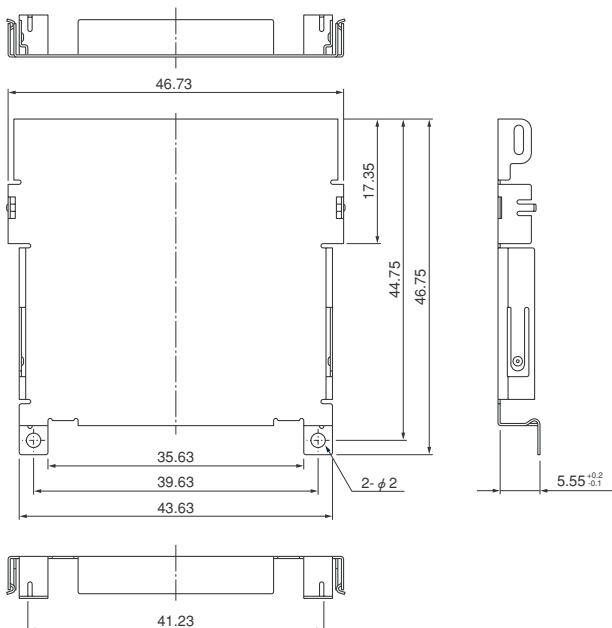


Standoff	Button position	Model No.	Q'ty / box	Material and Finish
0mm	Right button	CFF-EP2R-NS11B	630	Frame: Stainless steel Standoff 0mm type; Solder tail; tin-plated (reflow treatment) Push button: Plastic, UL94HB, black Lock button: Plastic, UL94HB, gray
		CFF-EP2R-NS11BR1	105	
3mm	Left button	CFF-EP2L-NL10B	528	
		CFF-EP2L-NL10BR1	96	

RoHS compliance Standoff 0mm type product displays (LF)(SN) on a label.

Hold cover

Normal type



Standoff	GND spring	Model No.	Q'ty / box
0mm	With	CFF-NE2-NS1C	690
		CFF-NE2-NS1CR1	120

Material

Frame: Stainless steel

RoHS compliance

